

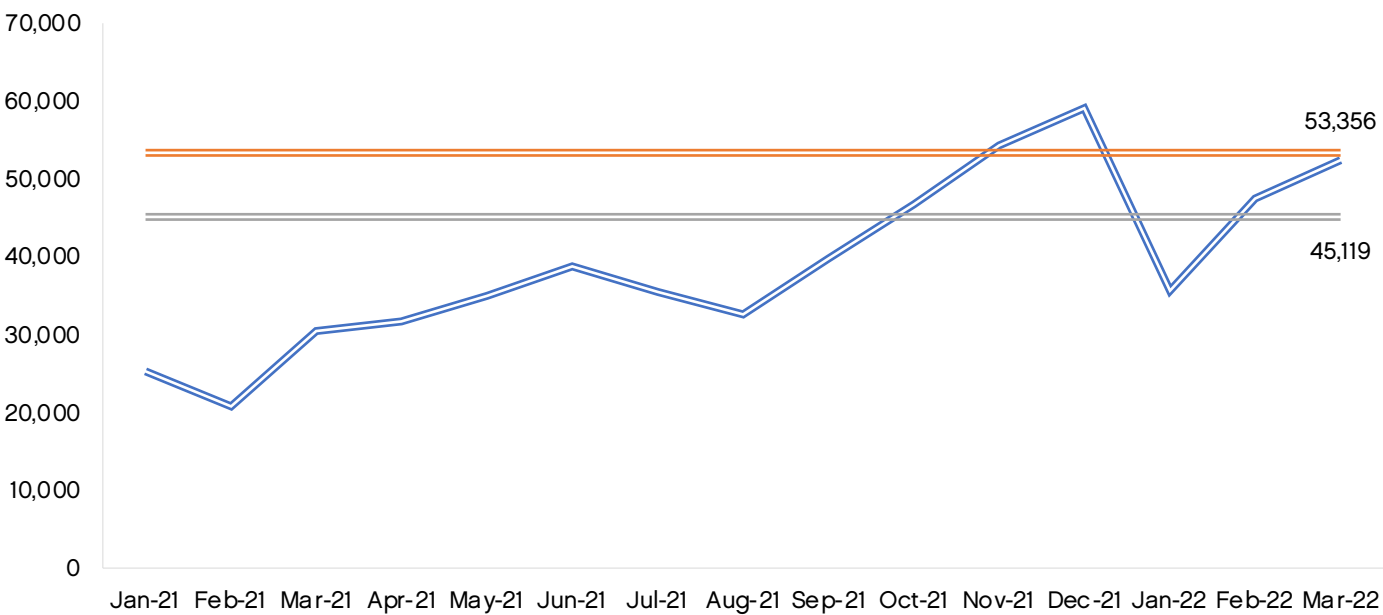


# Flatiron Plazas Pedestrian Report

## Q1 2022

### FLATIRON PLAZAS PEDESTRIAN ACTIVITY

Daily Average    Q4 2021 Average    Q1 2022 Average

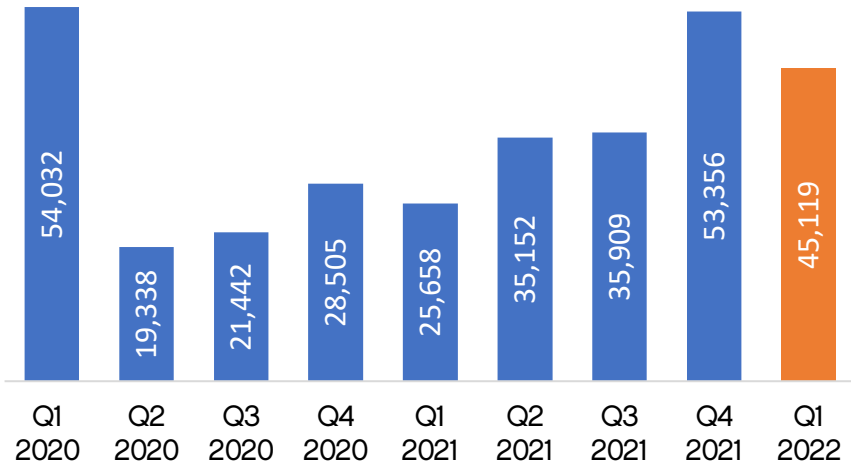


The first quarter of the year began with lower pedestrian volumes through the Flatiron Public Plazas in January (-40% compared to December 2021) due in part to multiple winter storms and concerns over the Omicron variant. More people returned to the heart of Flatiron beginning in mid-February increasing the Q1 visitor count to over 4 million (45,119/day). Spring began on March 20<sup>th</sup> increasing the month's average (52,439/day) to 83% of pre-pandemic volumes.



### Daily Pedestrian Averages

Flatiron Public Plazas



March 2022 counts increased

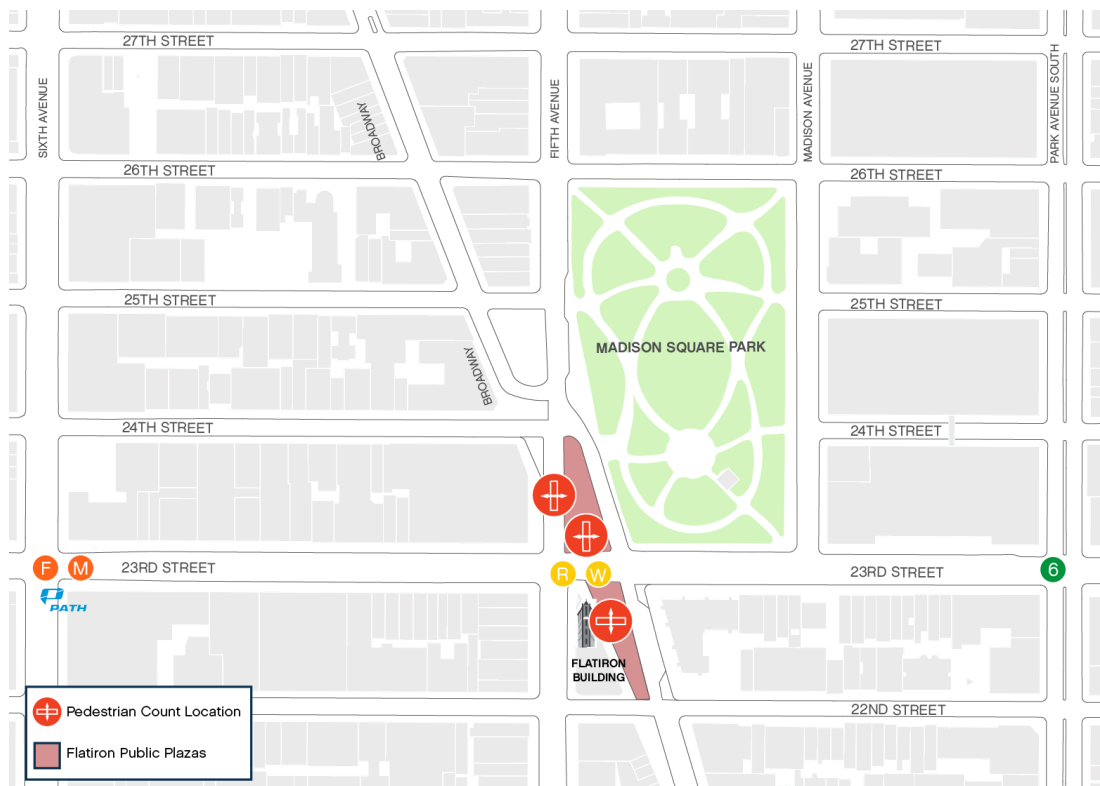
# +72%

compared to March 2021



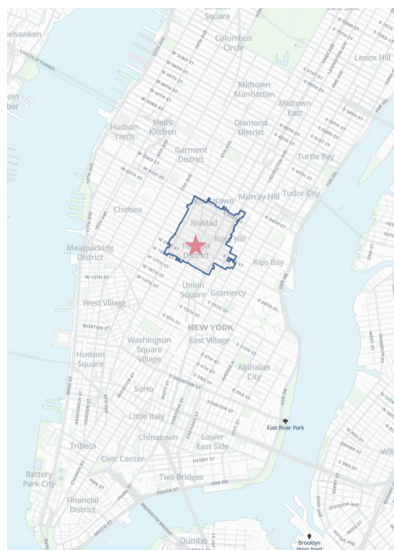
# Flatiron Plazas Pedestrian Report

Q1 2022



Interested in hosting an event on the Flatiron Public Plazas?

Please review the [Flatiron Public Plazas Fee Schedule](#) & contact Kurt Cavanaugh for details.



**Nicole Mandel**

Economic Development & Research Manager  
[nmandel@flatirondistrict.nyc](mailto:nmandel@flatirondistrict.nyc)

**Kurt Cavanaugh**

Director of Planning, Streetscape & Capital Projects  
[kcavanaugh@flatirondistrict.nyc](mailto:kcavanaugh@flatirondistrict.nyc)

**James Mettham**

Executive Director  
[jmettham@flatirondistrict.nyc](mailto:jmettham@flatirondistrict.nyc)